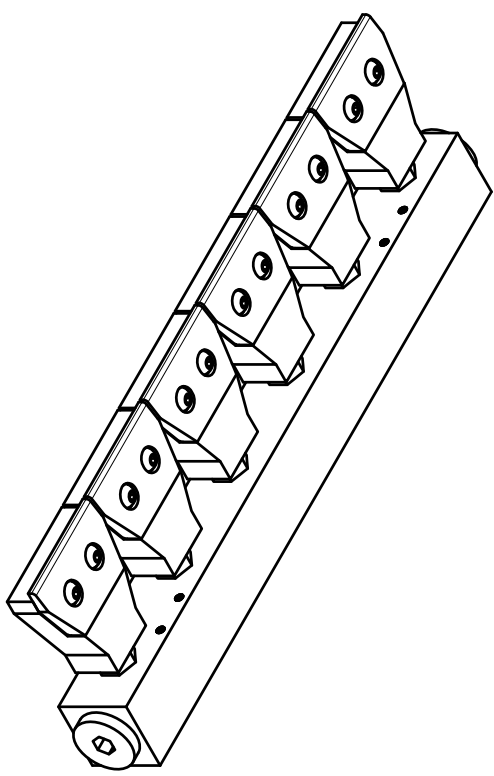
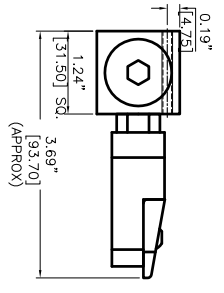
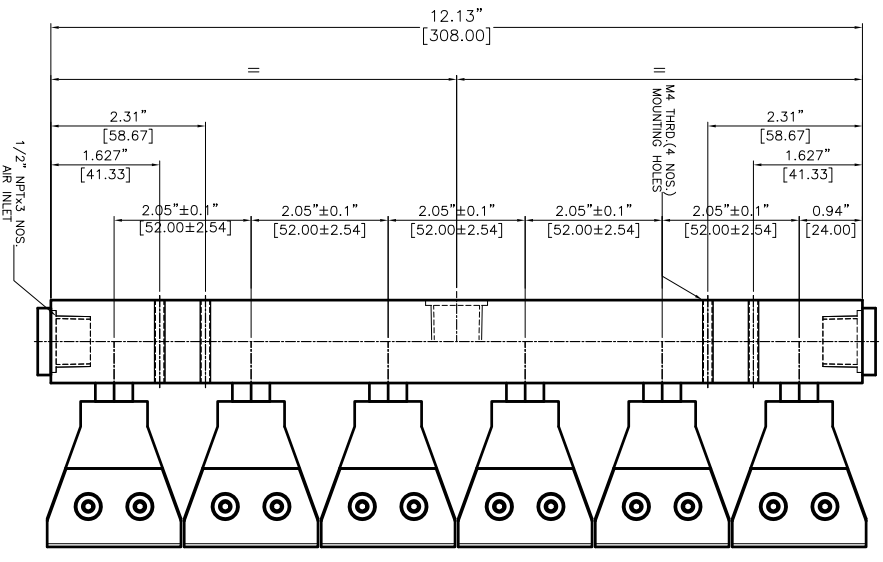


REVISIONS		DATE	APPROVED
REV	DESCRIPTION		
1	-	-	-



REVISIONS	DATE	APPROVED
1	-	-

1. LINEAR DIMS: ±0.005 ±0.010 ±0.015	2. ANGLES = ± 1/2°	3. ROUNDOUT 0.010 R/R	4. HOLES IN ACCORDANCE WITH AND 10397
1. LINEAR DIMS: ±0.005 ±0.010 ±0.015	2. ANGLES = ± 1/2°	3. ROUNDOUT 0.010 R/R	4. HOLES IN ACCORDANCE WITH AND 10397

REQUIREMENTS - FINISHES OTHERWISE SPECIFIED	CONTRACT NUMBER -	NEX FLOW AIR PRODUCTS CORP. 10520 YONCE STREET, UNIT 359-220, RICHMOND HILL, ON L4C 3C7 TEL: (416) 410-1313 & FAX: (416) 410-1806 WWW.NEX-FLOW.COM
1. DIMS AS SHOWN (UNLESS OTHERWISE SPECIFIED)	CLIENT	
2. DIMENSIONS AND TOLERANCES IN ACCORDANCE WITH ASME Y14.5 (1982)	CONTRACTOR	
3. MAKE FINISH 125 MICRO INCH RMS	DRAWN	DATE 28/09/2014
4. BREAK SHARP CORNERS 0.005 TO 0.015	CHECKED	DATE 28/09/2014
	DESIGNED	DATE 28/09/2014
	PRODUCED	DATE 28/09/2014

FINISH	AL/SS304/SS316L
TEMP. AND/OR PROTECTION	

PART NO	46006HF+47011
NEXT ASSEMBLY	
USED ON	
QTY PER PART NO	

SIZE	DWG NO	46006HF+47011
SCALE	CAD NO	HPRMAN-04-FJ
	SHEET	1 OF 1