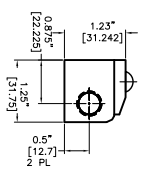
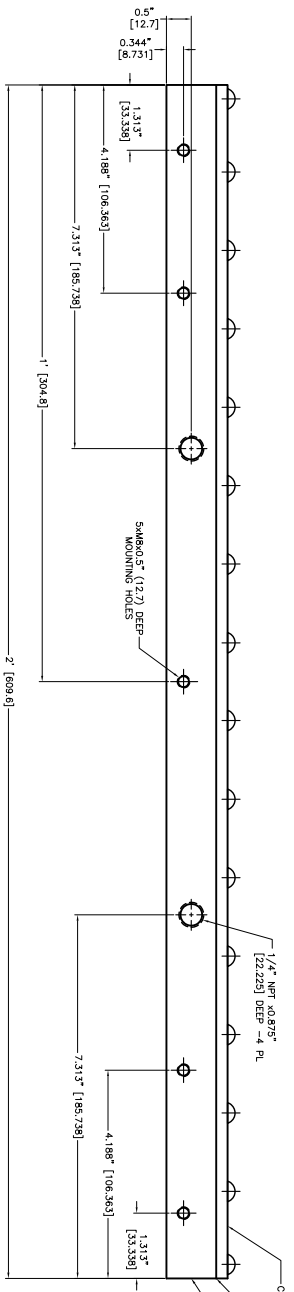
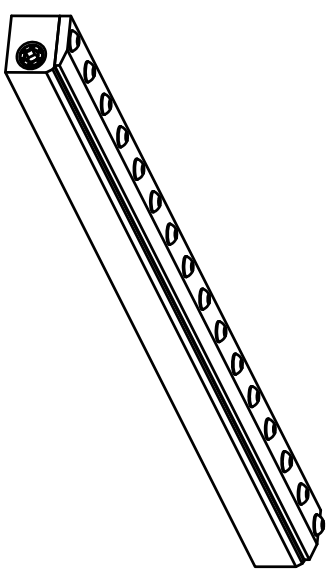
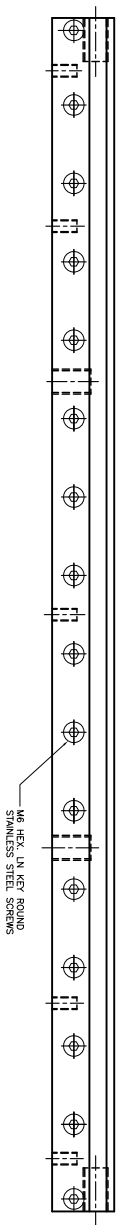



- NOTES:
- 1 ALL DIMENSIONS SHOWN ARE FINISH OPERATIONAL DIMENSIONS WHICH INCLUDE RESIDUAL COATINGS UNLESS OTHERWISE SPECIFIED.
 - 2 PART TO BE PACKED PROPERLY TO AVOID ANY DAMAGE WHILE SHIPPING & HANDLING.
 - 3 ALL HORIZONTAL DIMENSIONS ARE SYMMETRICAL ABOUT VERTICAL CENTER LINE UNLESS OTHERWISE SPECIFIED.



REVISIONS		DATE	APPROVED
REV	DESCRIPTION		
1			
2			

 WELD SYMBOL PRESCRIPTION ALUMINUM/SS-304		GENERAL NOTES 1. UNLESS NOTED OTHERWISE, ALL DIMENSIONS ARE TO FACE UNLESS OTHERWISE SPECIFIED. 2. ALL DIMENSIONS ARE TO FACE UNLESS OTHERWISE SPECIFIED. 3. UNLESS OTHERWISE SPECIFIED, ALL DIMENSIONS ARE TO FACE UNLESS OTHERWISE SPECIFIED. 4. UNLESS OTHERWISE SPECIFIED, ALL DIMENSIONS ARE TO FACE UNLESS OTHERWISE SPECIFIED.		CONTRACT NUMBER -		CLIENT -	
GENERAL NOTES 1. UNLESS NOTED OTHERWISE, ALL DIMENSIONS ARE TO FACE UNLESS OTHERWISE SPECIFIED. 2. ALL DIMENSIONS ARE TO FACE UNLESS OTHERWISE SPECIFIED. 3. UNLESS OTHERWISE SPECIFIED, ALL DIMENSIONS ARE TO FACE UNLESS OTHERWISE SPECIFIED. 4. UNLESS OTHERWISE SPECIFIED, ALL DIMENSIONS ARE TO FACE UNLESS OTHERWISE SPECIFIED.		DATE 08/20/2014		DESIGNED BY SJS/SH		TITLE 24" STANDARD AIR BLADE AIR KNIFE	
DATE -		SCALE 1:1		PROJECT NO. 10024		PROJECT 1	
PROJECT -		SCALE 1:1		PROJECT NO. 10024		PROJECT 1	

NEX FLOW AIR PRODUCTS CORP.
 10520 YONGE STREET UNIT 250-220 RICHMOND HILL, ON L4C 3G7
 TEL: (416) 401-5315 & FAX: (416) 410-1805 nexflow@nex.com

8 7 6 5 4 3 2 1