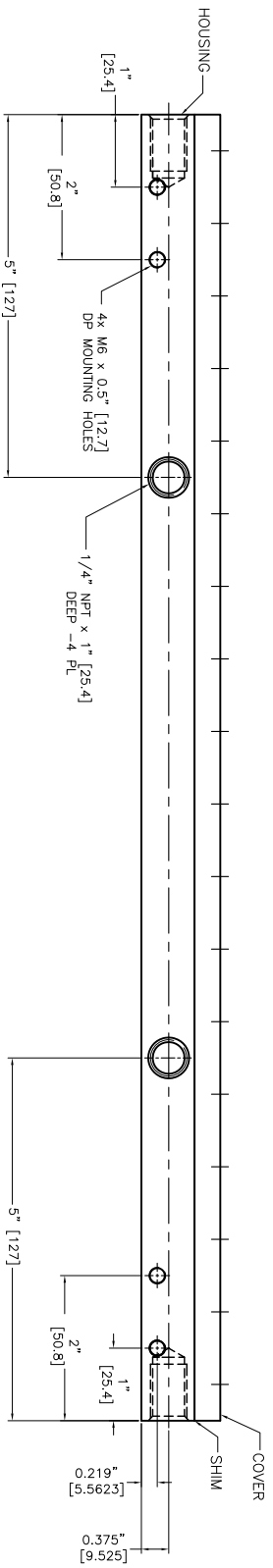
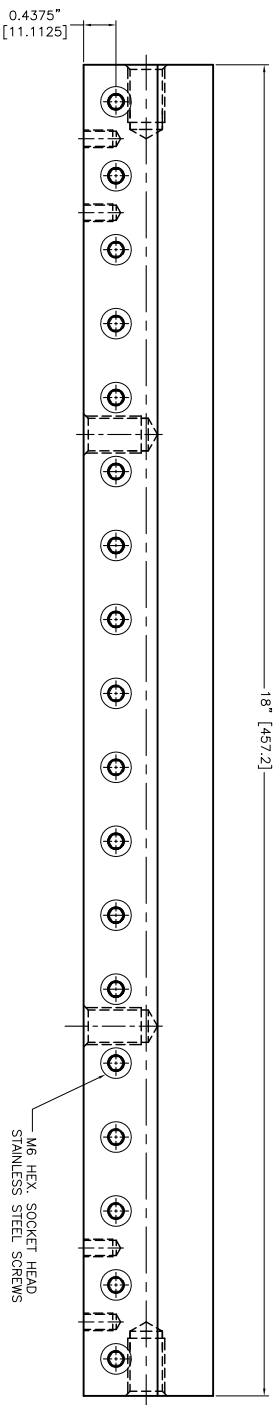
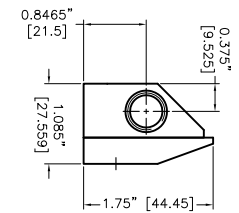


- NOTES:
- 1 ALL DIMENSIONS SHOWN ARE FINISH OPERATIONAL DIMENSIONS WHICH INCLUDE RESIDUAL COATINGS UNLESS OTHERWISE SPECIFIED.
  - 2 PART TO BE PACKED PROPERLY TO AVOID ANY DAMAGE WHILE SHIPPING & HANDLING.
  - 3 ALL HORIZONTAL DIMENSIONS ARE SYMMETRICAL ABOUT CENTER LINE UNLESS OTHERWISE SPECIFIED.



<b>TEMPERATURE PROTECTION</b> 		<b>REQUIREMENTS - FINISHES</b> OTHER FINISHES SPECIFIED		<b>CONTRACT NUMBER</b> CLIENT: NEX FLOW AIR PRODUCTS CORP. CONTRACTOR:	
<b>MATERIAL</b> ALUMINIUM		1. FINISH AS PER MANUFACTURER'S SPECIFICATIONS 2. DIMENSIONING AND TOLERANCING IN ACCORDANCE WITH ANSI Y14.5 (1982) 3. MAKE FINISH 125 MICRO INCH RMS & BREAK SHARP CORNERS .005 TO .015 LIMITS 4. HOLES IN ACCORDANCE WITH AMO 10397		DATE: 27/11/2013 DESIGN: AS SHOWN DWA:	
<b>FINISH</b> -		1. LINEAR DIMS: .004 = .005 .005 = .010 .010 = .015 2. ANGLES = ± 1/2° 3. ROUNDOFF .010 MIN		MANUFACTURING: 10018X MATERIALS: ELECTRICAL: SCALE: 1:1 CDR NO: XAK-18 SHEET: 1 OF 1	
<b>PART NO</b> -		<b>USED ON</b> -		<b>QTY PER PART NO</b> -	
<b>NEXT ASSEMBLY</b> -		<b>USED ON</b> -		<b>QTY PER PART NO</b> -	

NEX FLOW AIR PRODUCTS CORP.  
 10520 YONCE STREET, UNIT 259-220 RICHMOND HILL, ON L4C 3C7  
 TEL: (416) 410-1313 & FAX: (416) 410-1806 WWW.NEX-FLOW.COM

OUTLINE DRAWING OF  
 18" X-STREAM AIR BLADE AIR KNIFE