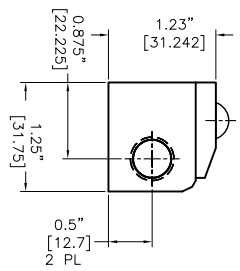
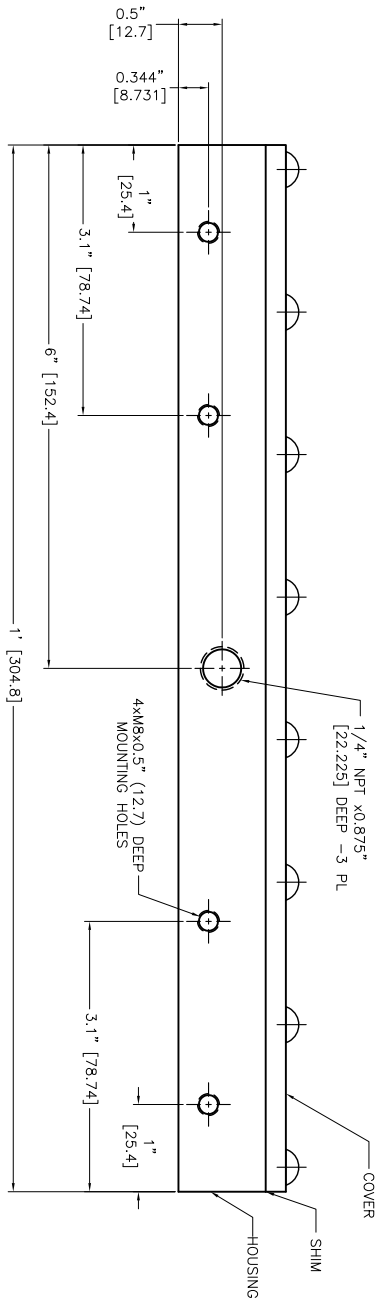
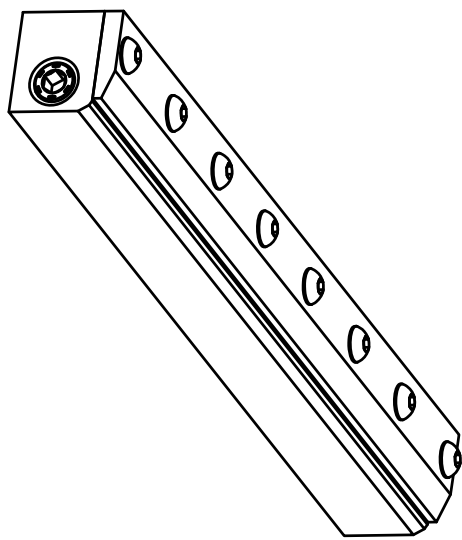
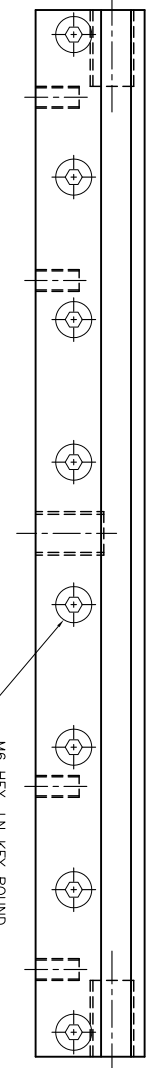


REVISIONS			
REV	DESCRIPTION	DATE	APPROVED
-	-	-	-

- NOTES:
- 1 ALL DIMENSIONS SHOWN ARE FINISH OPERATIONAL DIMENSIONS WHICH INCLUDE RESIDUAL COATINGS UNLESS OTHERWISE SPECIFIED.
  - 2 PART TO BE PACKED PROPERLY TO AVOID ANY DAMAGE WHILE SHIPPING & HANDLING.
  - 3 ALL HORIZONTAL DIMENSIONS ARE SYMMETRICAL ABOUT VERTICAL CENTER LINE UNLESS OTHERWISE SPECIFIED.



REQUIREMENTS-UNLESS OTHERWISE SPECIFIED		CONTRACT NUMBER -	
GENERAL		CLIENT	-
1. DIMS ARE IN INCHES (MM)		CONTRACTOR	-
2. ACCORDANCE WITH ANSI Y14.5 (1982)		DESIGN	CHIRIAC'S
3. MACHINE FINISH 125 MICRO INCH RMS		DATE	03/09/2014
4. INTERNAL RADIUS .015		DESIGN	ASHISH
5. BREAK SHARP CORNERS .005 TO .015		PROJECT	O.A.
LIMITS		MANUFACTURING	O.A.
1. LINEAR DIMS. ±.005		STRESS	-
2. ANGLES ±.005		THERMAL	-
3. HOLE ±.005		MATERIALS	-
4. HOLES IN ACCORDANCE WITH AND 10387		ELECTRICAL	-
MECHANICAL		SCALE	C

NEX FLOW AIR PRODUCTS CORP.			
10520 YONCE STREET UNIT 359-220 RICHMOND HILL, ON L4C 3G7			
TEL.: (416) 410-3113 & FAX: (416) 410-1806 <a href="http://www.nex-flow.com">www.nex-flow.com</a>			
TITLE		12" STANDARD AIR BLADE AIR KNIFE	
DRAWING NO.		10012	
DATE		P 1	
REV		1	